

NEW from



SASH + DOOR
HARDWARE

+

accoya 

NEW Accoya pre-machined Beads from SDH

**Tired of running your own beads
in Accoya? Many joiners find it an
inconvenience running their own
beads, especially when they're busy!**

Accoya pre-machined beads from SDH, solve this problem. We now hold stock of the 4 profiles shown on this page. So when you're running low on any of these beads, instead of finding the time to man another machine and run your own beads, just give us a call and we can deliver exactly what you need for your next job.

For prices, give us a call or visit;
www.sdhardware.co.uk

8x25mm Parting Bead
ACC-PB8X25



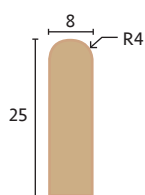
20x15mm Staff Bead
ACC-SB20X15



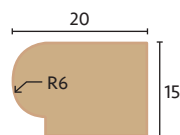
4mm Glazing Bar
ACC-AB22X12



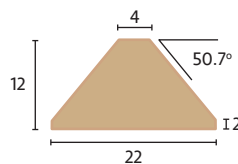
Glazing Bead
ACC-GB18X15



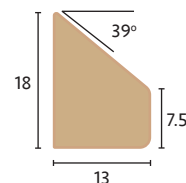
ACC-PB8X25



ACC-SB20X15



ACC-AB22X12



ACC-GB18X15

The above beads are another development from SDH and Accoya. Over the past 18 months SDH have also been working closely with Accoya on **The Part Q Blueprint** scheme. Further developing our relationship with the Accoya Brand, to become a *Strategic Partner*.

Approved
System

accoya 

STRATEGIC PARTNER

CALL NOW ON: 01752 651330

EMAIL: sales@sdhardware.co.uk WEB: www.sdhardware.co.uk

SD Hardware Ltd | Unit 7 Forge Lane, Enterprise Park, Saltash, Cornwall, PL12 6LX

THE ANSWER TO PARTQ... THE TIMBER WINDOW & DOOR INDUSTRY HAS BEEN LOOKING FOR!

The elephant in the room for Joineries is PartQ, and it's time that something was done about it, for the sake of the industry.

For years PartQ has been a headache for Joiners making windows and doors for new builds and extensions, as there's a lot of misinformation and misunderstanding out there. With the impending implications of PartQ being brought in for the refurbishment market, it's something we believe Joiners desperately need help with. Not a scheme or membership that is there to make a profit.

SD Hardware has played a crucial role in bringing together Accoya wood, ERA, and Midland Joinery Services to ensure compliance with Part Q of the Building Regulations. This is something we're giving away to the joinery industry for **FREE**.

This document provides all the necessary details to ensure compliance with Part Q. Including details from our PAS24 tests, which will serve as the blueprint for achieving compliance.

THE
PARTQ
BLUEPRINT

IN COLLABORATION WITH



ERA

accoya

MIDLAND
JOINERY SERVICES LTD.

**SEE BELOW THE
THREE STEPS
TO COMPLIANCE**



Following the Part Q guideline documents

For each type of window and door project, we have a document stating the section details and hardware used during the PAS 24:2022 tests as part of **'The Part Q Blueprint'**. Follow these guidelines to ensure our products comply to Part Q requirements.



Complete a Part Q Blueprint Certificate

A certificate is to be completed for all Part Q jobs providing a job reference number. This number will be used as a reference to link the job to any hardware purchase orders/invoices. If required, you can then show proof that the hardware used is the same as required as part of the blueprint.



Apply stickers to relevant windows or doors

When each job is completed stickers should be applied to each window and door that is required to comply with Part Q. This provides a visual cue for building inspectors when checking for compliance. A job reference should also be added for ease of administration.