



# CARE GUIDE

Coatings application and maintenance to enjoy  
your Accoya® windows & doors for years to come



# ENDURING QUALITY

## Quick coatings guide for homeowners

Thank you for investing in Accoya® wooden windows for your home. We know you want your windows to continue to look their best, and just a little bit of proper care and maintenance will help keep them looking even better for longer.




Accoya's enhanced properties extend coating life but like all coated materials, maintenance will be required at some stage and must be conducted well. Coating your Accoya wood with the right finish and right procedure will ensure you get the best from your Accoya windows and doors.

This quick guide is based on best practice techniques, and will help you keep your windows looking their best for even longer. It will help with the coating process for Accoya wood, and includes links to our coatings partners, their recommended products and application guides.

For new joinery, fully factory applied joinery coatings are **strongly recommended**. If that is not an option, and on site finishing is required, an approved system, comprising of at least a primer and mid coat should be applied by spray or brush prior to installation, followed by the relevant topcoats before the joinery gets wet.

Each coatings manufacturer will have their own specifications, and these should be the most appropriate for their specific coatings – if in doubt, or there is conflicting guidance, we strongly recommend following the manufacturer's guidance over any other.

 For extensive coatings information please refer to our [Wood Information Guide](#), Section 9, Coatings.



### Design

The design of your joinery is an influencing factor for maintenance cycles. Good joinery design and workmanship can have a big impact on how long your coating will last. Incorporating performance by design with good weathering detail, rounded edges, neat joints and a uniform smooth finish can all help coatings maintain their looks and performance.

### Preparation

Damaged areas should be filled with two-component exterior wood filler. Small defects can be filled with single component fine surface exterior filler.

Additional wood preparation should be done with 120-240 grit paper or de-nib pads.

The surface of the Accoya wood should be clean, dry, and free of dust and grease: any contaminants under the coating will affect the finish and performance.

Moisture content must be checked with a moisture meter and be less than 8% to ensure good adhesion.

Maintenance should be conducted in the summer months.




## APPLYING YOUR COATING



# Application

Make sure you follow these guidelines to ensure you achieve the best and most durable finish.

- **Good quality brushes** are recommended. Fully synthetic brushes should be used with water based paints for the best result.
- **Paint** must be fully cured before applying additional layers. Consider your conditions: cold and damp weather will increase drying times, reducing the number of coats possible in a day. Painting in direct sunlight can also be problematic, as this can cause very rapid drying ('flash-off'), resulting in the paint dragging and leaving an uneven finish. Full drying parameters should be obtained from your coatings provider.
- **Sealers** must be used effectively on all end grain throughout the joinery, with a product that is compatible with the paint system and approved by the coating manufacturer. This is typically referred to as 'end grain sealer', and it is best to follow the product's own instructions for application.
- **Opaque systems** should be built up from bare wood with a minimum of 4 coats when coating onto bare wood: two primers and two topcoats.  
Note: If you sand through the coating back to bare wood then you should repeat the above process.
- **Primers and midcoats** must have effective anti-stain blocking properties.
- **Translucent systems** must have an effective mouldicide base. Please check with the coating manufacturer for full specification and guidance. Download the wood information guide for extensive information on opaque and translucent systems.
- **Denibbing** (removing small imperfections) in-between coats should be considered but is not essential. Do not remove more paint than is required as this harms the 'film build' (even thickness of coating) which is essential in the protection of your joinery.





## Care & maintenance

With regular inspection and care, you'll enjoy a beautiful finish for decades to come.


Inspect your joinery regularly. Any damage in the paint should be addressed immediately to prevent moisture ingress and water entrapment under the coating. Like most things, wooden joinery can greatly benefit from regular inspection, care and maintenance - just like an annual service on a boiler or car. We strongly recommend annual inspection, cleaning of the frames and maintenance.

Please speak to your coatings supplier about supporting documentation such as care and full maintenance recommendations.

## Coatings Partners

Accsys works closely with its coatings partners. Each coatings provider has detailed specifications for their products when used in conjunction with Accoya.

We have compiled a list below detailing each manufacturer's system, coatings application and where to buy. Please click on the links for details.



**Anker Stuy Coatings UK Ltd**  
Tel: +44 (0) 1733 215444  
Contact: Tim Sloane  
[www.ankerstuy.com](http://www.ankerstuy.com)




**Remmers (UK) Ltd**  
Tel: +44 (0) 1293 594010  
Contact: Craig Lovell  
[www.remmers.co.uk](http://www.remmers.co.uk)



**Teknos GBI**  
Tel: +44 (0) 1869 208005  
Contact: David French  
[www.teknos.com](http://www.teknos.com)

## CHECKLIST



## Before you start

Use this checklist to make sure your Accoya windows are in the perfect condition for coating.

### IS YOUR WINDOW...

- ☐ Dry?
- ☐ Sound & uniform and has no defects or flaking paint?
- ☐ Clean from grease and dirt?
- ☐ Clear of dust and particles?
- ☐ Sealed on the grain end?



Discover more at [accoya.com](https://accoya.com)

Copyright © Accsys Technologies 2020, Accsys Technologies is a trading name of Titan Wood Limited. Accoya® and the Trimarque Device are registered trademarks owned by Titan Wood Limited and may not be used or reproduced without written permission. EP3702993, EP9706379, EP0680810, EP1718442, EP09706379, EP13704063, EP13734851, EP14169338, EP14177290, EP14175220 together with corresponding patents in many other countries.

